

Tempest Filters

Captor Part Number	Fig.	Current Rating Amps	A	B	C	Input Connection	Output Connection	Insertion Loss Curve
A-6340	1	2.5	4.25	3.25	2.00	IEC	Solder Terminals	Fig. 5
A-6340A	2	2.5	4.25	3.25	2.00	J1	Solder Terminals	Fig. 5
A-6345	1	5.0	4.75	4.00	2.25	IEC	Solder Terminals	Fig. 5
A-6345A	2	5.0	4.75	4.00	2.25	J1	Solder Terminals	Fig. 5
A-6350	1	10	6.00	4.00	2.50	IEC	Solder Terminals	Fig. 6
A-6350A	2	10	6.00	4.00	2.50	J1	Solder Terminals	Fig. 6
A-8948	3	15	6.00	6.00	3.00	IEC	8-32UNC-2A Terms	Fig. 6
A-8948A	4	15	6.00	6.00	3.00	J1	8-32UNC-2A Terms	Fig. 6
A-8949	3	20	9.00	6.00	4.00	IEC	8-32UNC-2A Terms	Fig. 6
A-8949A	4	20	9.00	6.00	4.00	J1	8-32UNC-2A Terms	Fig. 6

J1 is connector part number D38999/20WE6PN

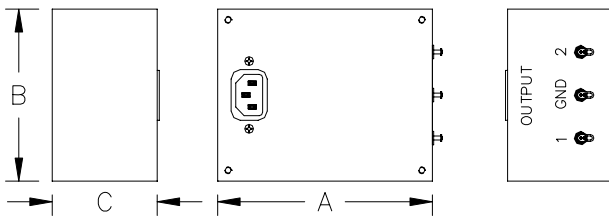


Figure 1

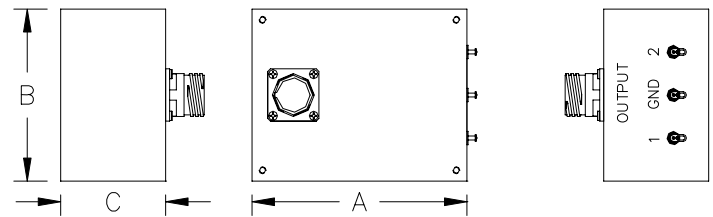


Figure 2

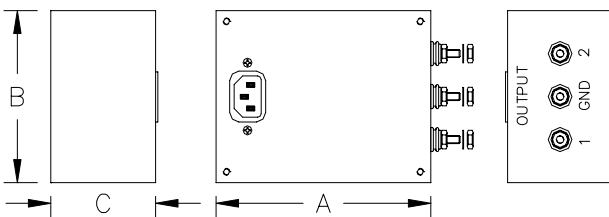


Figure 3

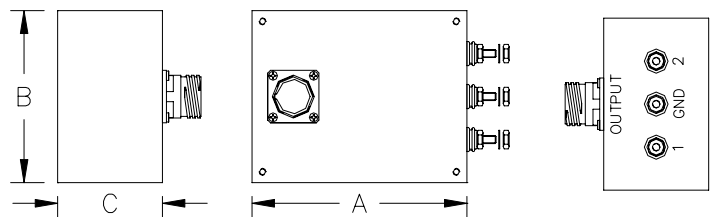


Figure 4

Typical Insertion Loss

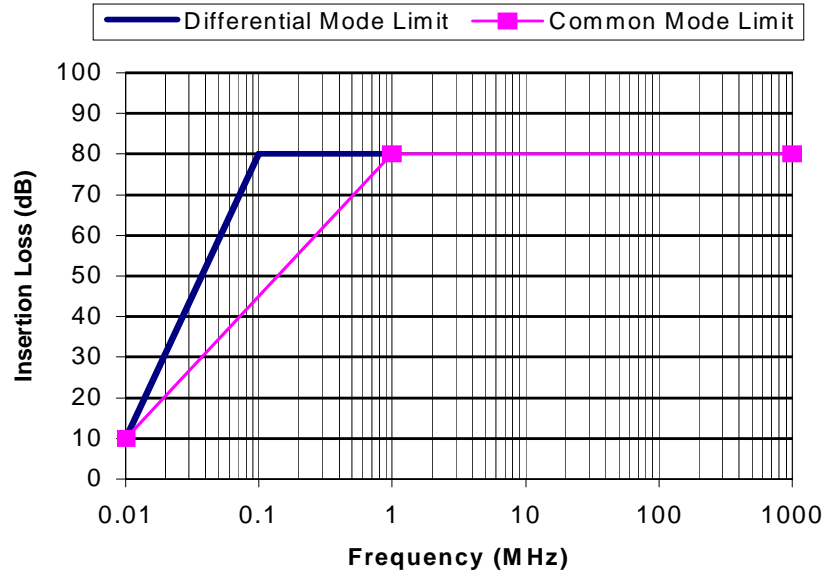


Figure 5

Typical Insertion Loss

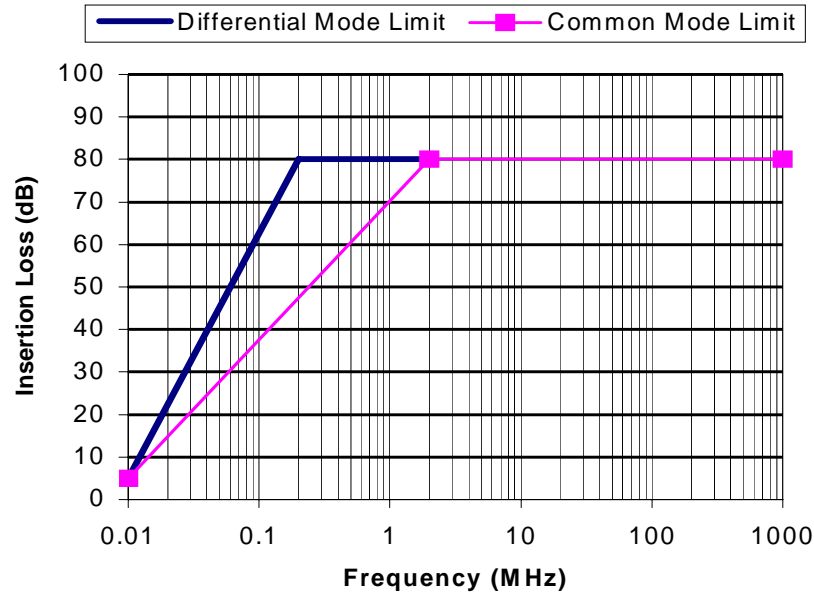


Figure 6